

## Features

- 36-inch minimum base cabinet.
- Double equal bowls.
- 9-1/2-inch depth.
- Slim divide creates more space while allowing you to completely submerge pots and pans.
- No faucet holes.
- Rear drains increase workspace in the sink and storage space underneath.
- Includes K-5656 bottom sink rack.
- Includes cutout templates and installation clips.

## Material

- KOHLER Neoroc® composite is durable and built to withstand day-to-day cleaning tasks.
- Matte finish offers rich, dimensional color.
- Solid color throughout the sink.
- Heat resistant up to 750 degrees F.
- Scratch, stain, chip, and thermal-shock resistant.

## Installation

- Under-mount
- Easy to install in a one-person, single-day project.

## Recommended Products/Accessories

K-9000 P-Trap  
K-5656 Sink Rack  
K-6377 Sponge Caddy  
K-6378 Kitchen Brush Caddy  
K-6379 Kitchen Squeegee  
K-6382 Disinfecting Wipes Dispenser  
K-6383 Soap Dispenser  
K-8618 Paper Towel Holder  
K-8619 Flexible Kitchen Mat  
K-8624 Dish Scraper  
K-8801 Sink Strainer  
K-8799 Sink Strainer

## Included Components

Product consists of:  
K-5656 Sink Rack



## Codes/Standards









CSA B45.5/IAPMO Z124

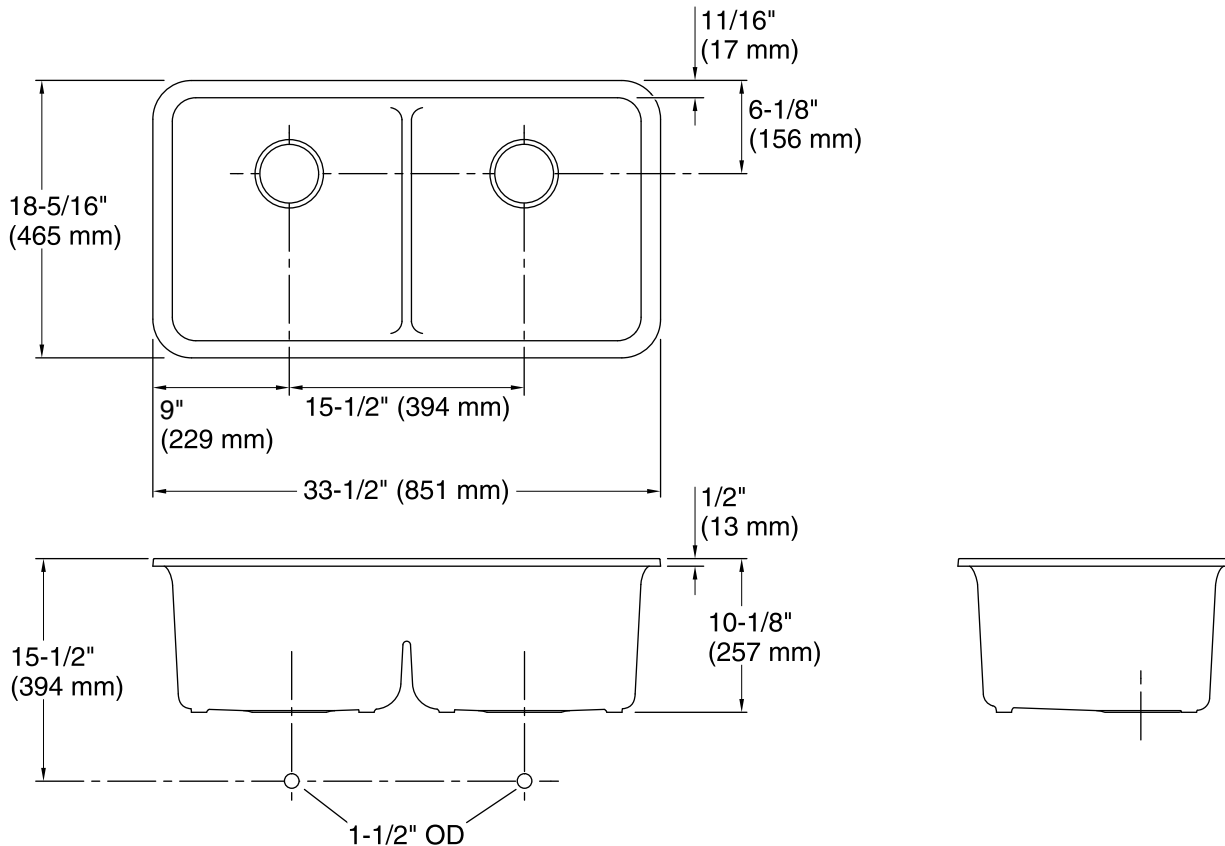
## KOHLER® Neoroc® Sinks Lifetime Limited Warranty

See website for detailed warranty information.

## Available Colors/Finishes

*Color tiles intended for reference only.*

Color	Code	Description
	CM6	Matte White
	CM7	Matte Graphite
	CM5	Matte Beige
	CM8	Matte Black Plum
	CM1	Matte Black
	CM2	Matte Brown
	CM3	Matte Toupe
	CM4	Matte Grey



## Technical Information

All product dimensions are nominal.

Bowl configuration:	Double equal
Installation:	Under-mount
Min. base cabinet width:	36" (914 mm)
Bowl area (Left):	Length: 14-7/8" (378 mm) Width: 15-3/16" (386 mm) Bowl depth: 9-1/2" (241 mm) Water depth: 9-1/2" (241 mm)
Bowl area (Right):	Length: 14-7/8" (378 mm) Width: 15-3/16" (386 mm) Bowl depth: 9-1/2" (241 mm) Water depth: 9-1/2" (241 mm)
Drain hole:	3-7/8" (98 mm)
Template:	1256394-7, required, included

## Notes

Install this product according to the installation instructions.