

Features

- Handshower features transitional nature-inspired design.
- Advanced spray engine provides three spray functions: wide coverage, intense drenching, and targeted spray.
- Wide coverage spray produces an encompassing spray for everyday use.
- Intense drenching spray delivers a forceful spray ideal for rinsing soap from hair.
- Targeted spray is a focused stream for targeting sore muscles or use as a utility spray.
- Thumb tab allows for a smooth transition between sprays.
- Spray nozzles cover full area of sprayhead.
- Combination of balance, weight, grip, and angle makes this handshower comfortable and easy to use.
- MasterClean™ sprayface is easy to clean.
- 1.75 gpm (gallons per minute) flow rate.
- Requires K-8593, K-9514, K-45981, or K-45982 shower hose (sold separately).

Material

- KOHLER finishes resist corrosion and tarnishing.

Installation

- Bracket or slidebar required for wall-mount installation.
- Deck-mount holder required for deck-mount installation.

Water Conservation & Rebates

- WaterSense®-labeled 1.75-gpm handshowers use up to 30 percent less water than standard 2.5-gpm handshowers, while still meeting strict performance guidelines.
- This product can help a building earn Water Efficiency points in the LEED® Green Building Rating System.

Required Products/Accessories

K-8593 72" Shower Hose

K-9514 60" Shower Hose

or

K-45981 72" ribbon hose

or

K-45982 60" ribbon hose



Codes/Standards

ASME A112.18.1/CSA B125.1

DOE - Energy Policy Act 1992

EPA WaterSense®



California Energy Commission (CEC)

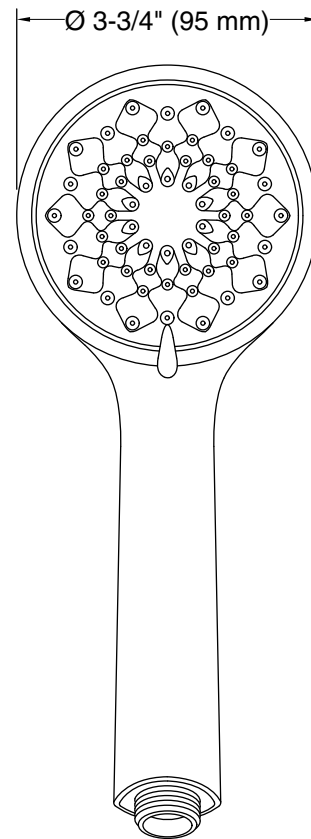
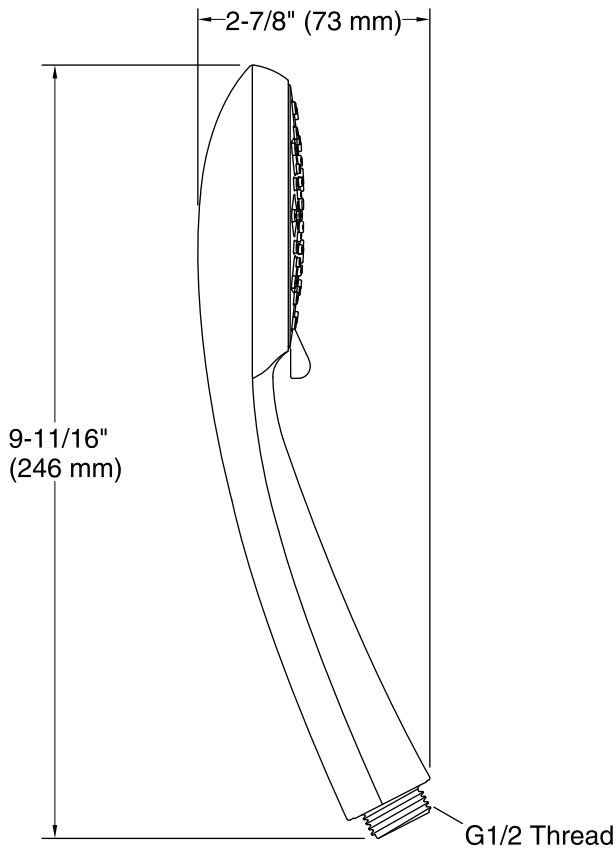
KOHLER® Faucet Lifetime Limited Warranty

See website for detailed warranty information.

Available Colors/Finishes

Color tiles intended for reference only.

Color	Code	Description
	CP	Polished Chrome
	BN	Vibrant® Brushed Nickel



Technical Information

All product dimensions are nominal.

Handshower:

Rated maximum flow: 1.75 gal/min (6.6 l/min)

Notes

Install this product according to the installation instructions.

Plumbing codes require approved backflow prevention devices to be installed in-line to handshowers. Please consult with local plumbing officials.

Plumbing codes require an atmospheric vacuum breaker (such as Kohler Model K-9660) be installed in-line with handshowers. Please consult with local plumbing officials.